


nULITE

LED Vapor Tight



Food Processing

Manufacturing

Parking Garages

Industrial

Refrigerated Storage

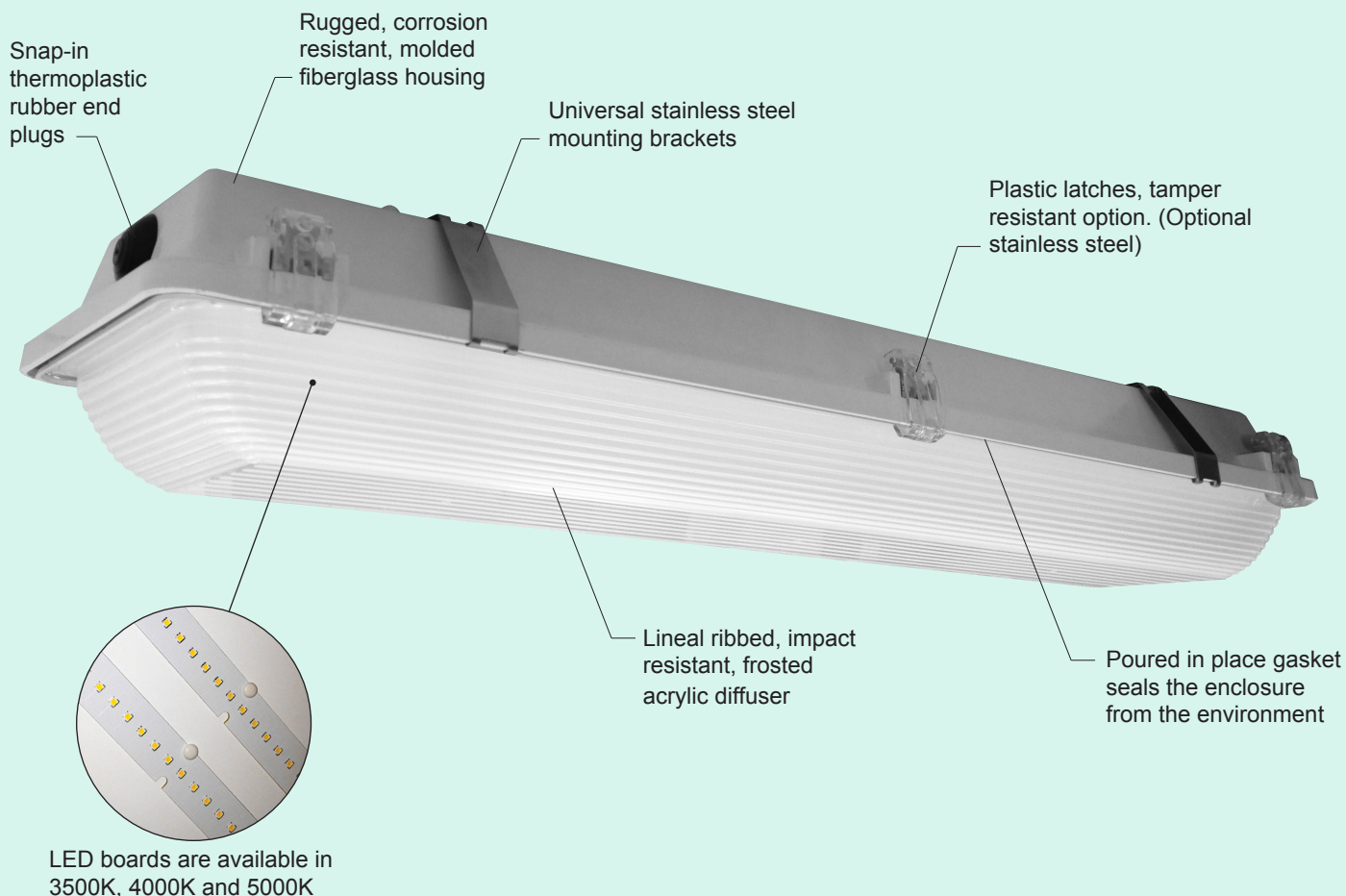


INT LED series



INT-2-25L40..., INT-4-50L40... & INT-4-100L40... are DesignLights Consortium™ Qualified, refer to www.designlights.org.

Nulite's INT LED luminaire is an ideal solution for lighting cold storage, food processing, parking garages, open exterior structures, commercial and industrial applications. This robust product is available in multiple lengths, lumen packages and color temperatures.



ETL Listed for Wet locations

IP65 IP66 IP67 NEMA 4X NSF (certified housing) RoHS COMPLIANT

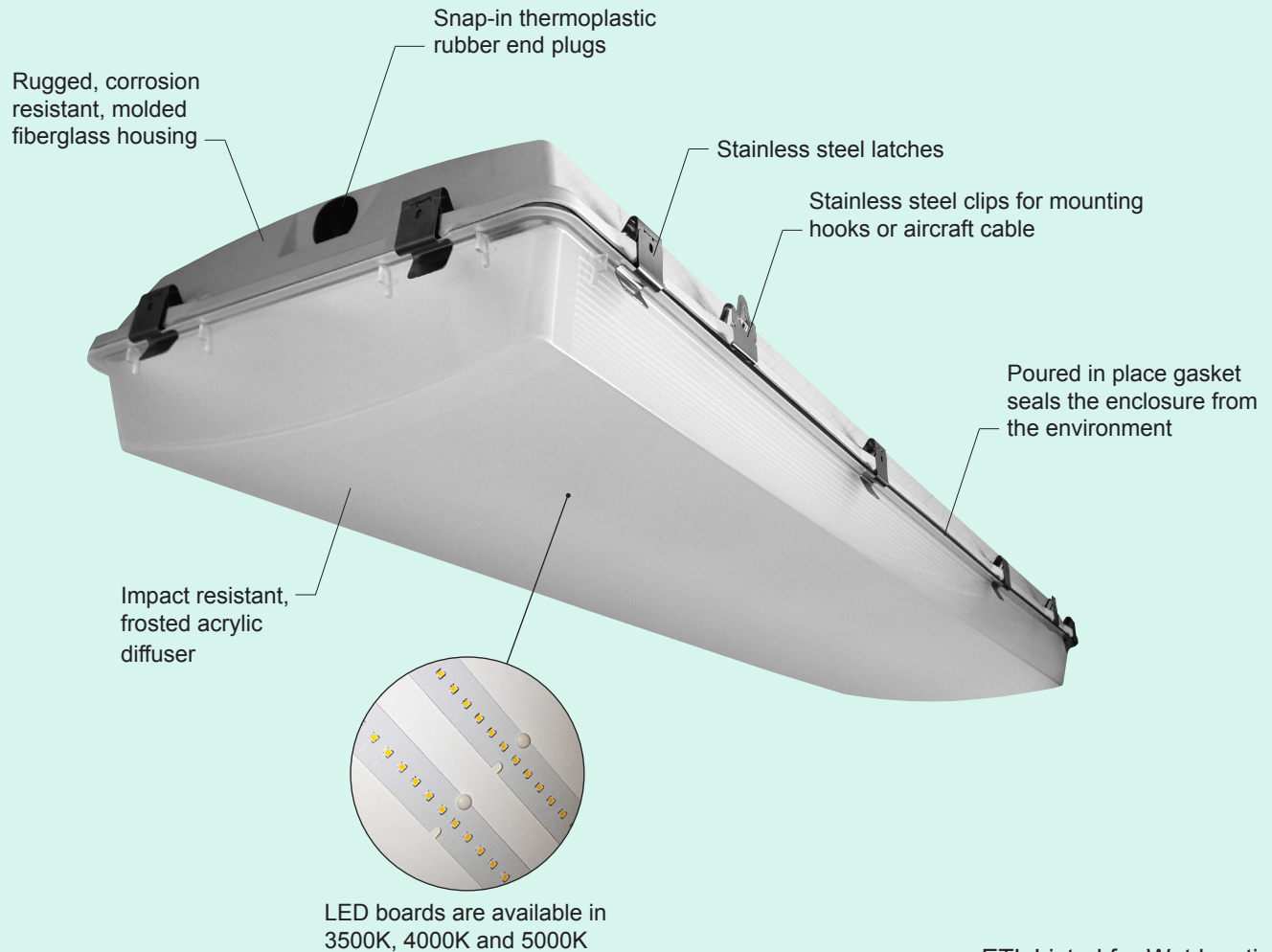
Maximum Ambient Operating Temp. per Lumen Package	Series	Length	Lumen Package ² / LED Color		Voltage	Driver	Options	
Nominal 2' 25 (126° F) 50 (89° F) Nominal 4' 50 (126° F) 100 (76° F) Nominal 8' 100 (124° F) 200 (77° F)	INT	2 ¹	Nominal 2'	L35	UNV	DIM ³ Dimming	SJT/6" ⁴ 6' SJT Cord	OS65 Occupancy Sensor IP65 (Refer to technical page for distribution)
		4 ¹	25 (~ 2490 lm @ 26.2W)	L40	120	SD Step Dimming	CP3/6" ⁴ 6' SJT Cord Plug	
		8	50 (~ 4979 lm @ 52.3W)	L50	277		CP3/6 (NEMA) ⁴ 6' SJT Cord - (NEMA Plug Designation) ie. CP3/6-(L7-20)	SSL Optional Stainless Steel Latches
			Nominal 4'					HE (1) 1/2" End Hub Entry (Factory Installed)
			50 (~ 4979 lm @ 52.3W)					TP Tamper Option (Screws for latches)
			100 (~ 9958 lm @ 104.6W)					
			Nominal 8'					
			100 (~ 9958 lm @ 104.6W)					
			200 (~ 19916lm @ 209.2W)					
	Notes: 1. INT-2-25L40..., INT-4-50L40... & INT-4-100L40... are DesignLights Consortium™ Qualified, refer to www.designlights.org . 2. Approximate delivered lumens, consult factory for more lumen packages. 3. 0-10V Dimming inputs, consult factory for more information. 4. Luminaire is listed for Damp Location for this option. Consult factory for Wet Location with cord.							

Specifications and dimensions are subject to change without notification. Specification sheets on our website supersede all other versions.

INTHB LED series

Nulite's INTHB LED high bay luminaire is an ideal solution for lighting cold storage, food processing, agricultural, commercial and industrial environments where moisture is an issue. The rugged housing withstands these tough conditions. This product is available in multiple lumen packages and color temperatures.

INTHB-20L50... is DesignLights Consortium™ Qualified, refer to www.designlights.org.



ETL Listed for Wet locations

IP65

IP66

IP67

NEMA 4X

NSF (certified housing)

RoHS COMPLIANT

Series	Lumen Package ¹ / LED Color		Voltage	Driver	Options	Mounting
INTHB	10 (~10,000 lm @ 99.4W)	L35	UNV	DIM ³ Dimming	MLS ⁵ Multi-Level Switching	VH V-Hook (Standard)
	15 (~15,000 lm @ 149W)	L40	120	SD ⁵ Step Dimming	SJT/6 ⁴ 6' SJT Cord	AC10 10' Aircraft Cable
	20 ² (~20,000 lm @ 198.8W)	L50	277		CP3/6 ⁴ 6' SJT Cord Plug	SSB Stainless Steel Ceiling Surface Mounting Bracket
	25 (~25,000 lm @ 248.5W)				CP3/6 (NEMA) ⁴ 6' SJT Cord - (NEMA Plug Designation) ie. CP3/6-(L7-20)	
					HE 1/2" End Hub Entry (Factory Installed)	
					OS65 IP65 Occupancy Sensor (Refer to technical page for distribution)	

Maximum Ambient Operating Temp. per Lumen Package

10 (115° F)
15 (93° F)
20 (77° F)
25 (68° F)

Notes:

1. Nominal delivered lumens.

2. INTHB-20L50... is DesignLights Consortium™ Qualified, refer to www.designlights.org.

3. 0-10V Dimming inputs, consult factory for more information.

4. Luminaire is listed for Damp Location for this option. Consult factory for Wet Location with cord.

5. Consult factory for specifications.

LED Vapor Tight

Food Processing

Manufacturing

Parking Garages

Industrial

Refrigerated Storage

Car Washes



Nulite Lighting

10770 51st Avenue
Denver, CO 80239

www.nulite-lighting.com

2015 Rev. A